

Shree Mallikarjun & Shri Chetan Manju Desai College
Delem, Canacona, Goa

Result Analysis for **B.A.** Academic Year: **2021-22**

Odd Semester	Appear	Distinction		1st Class		2nd Class		Pass Class		Repeat		Total Pass	
	No.	No.	%	No.	%	No.	%	No.	%	No.	%	No.	%
Sem - I	113	25	22.12	31	27.43	18	15.93	6	5.31	33	29.20	80	70.80
Sem - III	101	49	48.51	34	33.66	13	12.87	0	0.00	5	4.95	96	95.05
Sem - V	77	26	33.77	16	20.78	16	20.78	9	11.69	10	12.99	67	87.01
Total	291	100	34.80	81	27.29	47	16.53	15	5.67	48	15.71	243	84.29

Even Semester	Appear	Distinction		1st Class		2nd Class		Pass Class		Repeat		Total Pass	
	No.	No.	%	No.	%	No.	%	No.	%	No.	%	No.	%
Sem - II	112	12	10.71	14	12.50	18	16.07	10	8.93	58	51.79	54	48.21
Sem - IV	101	23	22.77	19	18.81	22	21.78	14	13.86	23	22.77	78	77.23
Sem - VI	77	35	45.45	37	48.05	3	3.90	0	0.00	2	2.60	75	97.40
Total	290	70	26.31	70	26.45	43	13.92	24	7.60	83	25.72	207	17.38


Result Analysis:

- The overall result of B.A. 2021-22 is 50.83% (Distinction: 30.55%; 1st Class: 26.87%; 2nd Class: 13.92%; Pass Class: 7.6%).
- In FYBA there is significant decrease in number of overall students passing when compared Odd Semester to Even Semester by 22.58% contributed by decreased number of Distinction and 1st Class Students (11.41% & 14.93%).
- In SYBA there is significant decrease in number of overall students passing when compared Odd Semester to Even Semester by 17.82% contributed by decreased number of Distinction and 1st Class Students (25.74% & 14.85%).
- In TYBA there is significant increased in number of overall students passing when compared Odd Semester to Even Semester by 10.38% contributed by increased number of Distinction and 1st Class Students (11.68% & 27.27%).


It is observed that, there is a considerable improvement in overall T.Y.B.A Result of V Semester (97.40%)

Prepared by:

Sign:


(B.K.G. Desai)




Principal Sign

Shree Mallikarjun & Shri Chetan Manju Desai College
Delem, Canacona, Goa

Result Analysis for **B.Com.** Academic Year: **2021-22**

Odd Semester	Appear	Distinction		1st Class		2nd Class		Pass Class		Repeat		Total Pass	
	No.	No.	%	No.	%	No.	%	No.	%	No.	%	No.	%
Sem - I	66	26	39.39	21	31.82	4	6.06	3	4.54	12	0.00	54	81.82
Sem - III	65	16	24.62	36	55.38	12	18.46	0	0	1	0.00	64	98.46
Sem - V	31	2	6.45	8	25.81	5	16.13	5	16.12	11	0.00	20	64.52
Total	162	44	23.49	65	37.67	21	13.55	8	6.89	0	0.00	138	81.60

Even Semester	Appear	Distinction		1st Class		2nd Class		Pass Class		Repeat		Total Pass	
	No.	No.	%	No.	%	No.	%	No.	%	No.	%	No.	%
Sem - II	66	8	12.12	8	12.12	7	10.61	7	10.60	36	0.00	30	45.45
Sem - IV	64	10	15.63	13	20.31	10	15.63	7	10.93	24	0.00	40	62.50
Sem - VI	31	12	38.71	13	41.94	1	3.23	0	0	5	0.00	26	83.87
Total	161	30	22.15	34	24.79	18	9.82	14	7.18	0	0.00	96	63.94

Result Analysis:

- The overall result of B.Com. 2021-22 is 72.77% (Distinction: 22.81%; 1st Class: 31.22%; 2nd Class: 11.98%; Pass Class: 7.03%).
- In FYBCom there is significant decrease in number of overall students passing when compared Odd Semester to Even Semester by 36.36% contributed by decreased number of Distinction and 1st Class Students (27.27% & 19.69%).
- In SYBCom there is significant decrease in number of overall students passing when compared Odd Semester to Even Semester by 35.96% contributed by decreased number of Distinction and 1st Class Students (8.99% & 35.07%).
- In TYBCom there is significant increased in number of overall students passing when compared Odd Semester to Even Semester by 19.35% contributed by increased number of Distinction and 1st Class Students (32.25% & 16.12%).

IRAC appreciates T.Y. B.com VI Semester Result as there is significant improvement. (83.87%)

Prepared by:

Sign:


Principal Sign



(B.V. G. Desai)

Shree Mallikarjun & Shri Chetan Manju Desai College

Delem, Canacona, Goa

Result Analysis for B.Sc. Academic Year: 2021-22

Odd	Appear	Distinction		1st Class		2nd Class		Pass Class		Repeat		Total Pass	
Semester	No.	No.	%	No.	%	No.	%	No.	%	No.	%	No.	%
Sem - I	50	19	38.00	23	46.00	5	10.00	0	0.00	3	6.00	47	94.00
Sem - III	36	12	33.33	18	50.00	5	13.89	0	0.00	1	2.78	35	97.22
Sem - V	45	13	28.89	16	35.56	11	24.44	3	6.67	2	4.44	43	95.56
Total	131	44	33.41	57	43.85	21	16.11	3	2.22	6	4.41	125	95.59

Even	Appear	Distinction		1st Class		2nd Class		Pass Class		Repeat		Total Pass	
Semester	No.	No.	%	No.	%	No.	%	No.	%	No.	%	No.	%
Sem - II	48	22	45.83	15	31.25	3	6.25	2	4.16	6	12.50	42	87.50
Sem - IV	36	4	11.11	12	33.33	9	25.00	7	19.44	4	11.11	32	88.89
Sem - VI	45	34	75.56	5	11.11	0	0.00	0	0	6	13.33	39	86.67
Total	129	60	44.17	32	25.23	12	10.42	9	7.87	16	12.31	113	87.69


Result Analysis:


- The overall result of B.BSc. 2021-22 is 91.63% (Distinction: 44.17%; 1st Class: 25.23%; 2nd Class: 10.42%; Pass Class: 7.87%).
- In FYBSc there is significant decrease in number of overall students passing when compared Odd Semester to Even Semester by 6.5% contributed by decreased number of 1st Class Students (14.75%) while it is also observed that there is significant increase in Distinction student (7.83%).
- In SYBSc there is significant decrease in number of overall students passing when compared Odd Semester to Even Semester by 8.33% contributed by decreased number of Distinction and 1st Class Students (22.22% & 16.66%).
- In TYBSc there is significant increased in number of overall students passing when compared Odd Semester to Even Semester by 8.88% contributed by increased number of Distinction students (46.66%).

There is a considerable improvement in % of Distinction from 28.89% of V sem to 75.56% of VI sem. B.Sc.

Prepared by:

Sign:


(B.K.G. Desai)


Principal Sign