



Dnyan Prabodhini Mandal's  
**SHREE MALLIKARJUN**  
 &  
 Shri. Chetan Manju Desai College  
 Delem, Canacona-Goa 403702



India Today Ranking  
 115 (Arts) 150 (Commerce)

1993  
 E-mail: shreemallikarjuncollege@gmail.com

Website: shreemallikarjuncollege.ac.in

**INTERNAL QUALITY ASSURANCE CELL**  
**ANALYSIS OF FEEDBACK**  
**ACADEMIC YEAR 2019-20**

**INDEX**

<b>Sr. No.</b>	<b>Feedback Analysis</b>	<b>Page Number</b>
I	Teachers Feedback on Curriculum	2-4
II	Students Feedback on Curriculum	5-10
III	Alumni Feedback on Curriculum	11-12
IV	Parents Feedback on Curriculum	13-18
V	Parents Feedback in General	19
VI	Students Feedback on Teachers	20
VII	Employers Feedback	21-22
VII	Students Feedback on Library & ATR	23-25
VIII	Exit Feedback	26-33
VIII	Action Taken Report (ATR)	34-35

*Manj*  
*Samal*





# Dnyan Prabodhini Mandal's SHREE MALLIKARJUN

&  
Shri. Chetan Manju Desai College

Delem, Canacona-Goa 403702



India Today Ranking  
115 (Arts) 150 (Commerce)

1993  
E-mail: shreemallikarjuncollege@gmail.com

Website: shreemallikarjuncollege.ac.in

I. A.

## Teachers Feedback on Curriculum

Programme: Arts

N=25

Academic Year:2019-20

Sr. no.	Particulars	SA %	A %	N %	DA %	SDA %
1.	Current syllabus is need based and relevant to present times.	71.69	28.31	0	0	0
2.	Curriculum has current contents and is updated.	74.65	24.52	0	0	0
3.	Learning outcome of the syllabus is well defined.	69.16	26.41	4.43	0	0
4.	Curriculum has good academic flexibility	75.47	24.53	0	0	0
5.	The course content fulfills the needs of the student.	77.35	22.64	0	0	0

**Total 5 questions are asked in the feedback form.** Feedback on curriculum was collected from teachers from all three courses (B.Com, B.A, B.Sc) . Following is the % wise analysis of the options of the questions asked to the Teachers.

71.69% of the total respondents strongly agreed that the current syllabus is need based and relevant to present times. Where as 28.31 per cent agreed towards it.

74.65 % strongly agreed towards the statement that Curriculum has current contents and is updated and 24.52 % agreed towards it.

69.16 per cent of the total respondents strongly agreed that Learning outcome of the syllabus is well defined.26.41 per cent agreed where as4.43 per cent of the total respondents gave mixed response towards the statement.

As far as academic flexibility is concerned 75.47 per cent of the total respondents strongly agreed that the curriculum has a academic flexibility and 24.53 per cent agreed towards it.

77.35 per cent of the total respondents strongly agreed that the course content fulfills the needs of the student where as 22.64 per cent agreed that the course content fulfills the needs of the student.

Overall it is concluded that the teachers are satisfied with the curriculum design And content.





# Dnyan Prabodhini Mandal's SHREE MALLIKARJUN

&  
Shri. Chetan Manju Desai College

Delem, Canacona-Goa 403702



India Today Ranking  
115 (Arts) 150 (Commerce)

1993  
E-mail: shreemallikarjuncollege@gmail.com

Website: shreemallikarjuncollege.ac.in

I. B.

## Teachers Feedback on Curriculum

Program: Commerce

N=10

Academic Year:2019-20

Sr. no.	Particulars	SA %	A %	N %	DA %	SDA %
1.	Current syllabus is need based and relevant to present times.	79.69	20.31	0	0	0
2.	Curriculum has current contents and is updated.	83.21	16.78	0	0	0
3.	Learning outcome of the syllabi is well defined.	72.41	21.32	6.27	0	0
4.	Curriculum has good academic flexibility	87.46	12.54	0	0	0
5.	The course content fulfills the needs of the student.	90.43	9.57	0	0	0

The feedback was collected from the teachers and Five questions were asked by using Five point Likert Scale. For analyzing the data simple percentages were used.

As per the analysis of the above feedback received from the teachers it is found that the majority i.e. 79.69 per cent of the teachers have strongly agreed that the Current syllabus is need based and relevant to present times and 20.31 per cent agreed with it.

83.21 per cent strongly agreed with the statement that Curriculum has current contents and is updated from time to time. Where as 16.78 per cent have agreed with it.

72.41 per cent have strongly agreed that the learning outcomes of the syllabus is well defined where as 21.32 per cent agreed with the statement. 6.27 per cent gave mixed response towards the statement.

87.46 per cent of the total respondents strongly agreed with the statement that the curriculum has good academic flexibility and 12.54 percent agreed with the statement

90.43 per cent of the total respondents strongly agreed that the course content fulfills the needs of the student and 9.57 per cent agreed that the course content fulfills the needs of the students.

where as 15.78 per cent did not agree with the statement that the course content fulfills the needs of the student.

Overall it can be concluded that the teachers are satisfied with the curriculum. Some gave suggestions that there are some subjects like Accounting etc. which are lengthy and should be framed in such a way that it should be completed satisfactorily within a allotted time period.



I. C.

**Teachers Feedback on Curriculum**

**Science :2019-20**

**N=6**

**Academic Year:2019-20**

Sr. no.	Particulars	SA %	A %	N %	DA %	SDA %
1.	Current syllabus is need based and relevant to present times.	10.00	56.67	33.33	0	0
2.	Curriculum has current contents and is updated.	0	66.67	33.33	0	0
3.	Learning outcome of the syllabus is well defined.	15.00	56.67	5.00	23.33	0
4.	Curriculum has good academic flexibility	21.00	66.67	12.33	0	0
5.	The course content fulfills the needs of the student.	33.33	33.33	33.33	0	0

Feedback was collected from the teachers and for this five point likert scale was used. Analysis were done with simple percentage.

As per the analysis it is found that 10 per cent of the total respondents strongly agreed that the current syllabus is need based and relevant to present times where as 56.67 per cent agreed with it. 33.33 per cent gave mixed response towards it.

66.67 per cent agreed with the statement that Curriculum has current contents and is updated where as 33.33 per cent gave mixed response towards the statement.

15 per cent of the total respondents strongly agreed with the statement that Learning outcome of the syllabus is well defined. 56.67 per cent agreed with it and 5 per cent gave a mixed response 23.33 per cent disagreed with the same statement.

21 per cent strongly agreed with the statement that the curriculum has a good academic flexibility where as 66.67 agreed and 12.33 per cent gave mixed response towards it.

33.33 per cent of the total respondents strongly agreed with the statement that the course content fulfills the needs of the student followed by 33.33 per cent agreed with it and remaining 33.34 per cent gave a mixed response towards the statement.

Over all it can be calculated that the teachers are satisfied with the curriculum. Some are less satisfied with learning outcomes of the syllabus.

**Suggestions made by teachers from all three streams :**

- 1) Dissemination of Science project Topics in the form of Journal.
- 2) Create sources for higher studies and Ph.D.
- 3) Conduct FDP on LCT tools.





1993

E-mail: shreemallikarjuncollege@gmail.com

# Dnyan Prabodhini Mandal's SHREE MALLIKARJUN

&  
Shri. Chetan Manju Desai College

Delem, Canacona-Goa 403702

India Today Ranking  
115 (Arts) 150 (Commerce)

Website: shreemallikarjuncollege.ac.in

II. A.

## STUDENT'S FEEDBACK ON CURRICULUM

PROGRAMME: B.A.

ACADEMIC YEAR: 2019-20

N=90

Sr. No	Statements	SA	A	N	DA	SDA
1	Syllabus has been well designed	32.22	57.78	10	0	0
2	Benefits of Syllabus have been conveyed to me	21.11	62.22	16.67	0	0
3	My understanding of the subject has increased due to the syllabus.	22.22	61.11	14.44	2.23	0
4	My interest level and enthusiasm for learning has gone up.	23.33	52.22	24.45	00	0
	The curriculum provides scope for questioning, brainstorming discussion, team work etc.	17.78	62.22	20	0	0
6	College library has necessary learning resources in the subject.	23.33	54.44	22.23	0	0
7	Activities like seminars, workshops and special lectures are organized to meet the objectives of the syllabus	21.11	56.67	20	2.22	0
	The syllabus provides employability skills.	27.78	37.78	34.44	0	0
	The syllabus provides scope to understand social issues such as gender, human rights, and environmental, ecological and human right issues.	21.11	57.78	21.11	0	0
	The possible gaps in the syllabus or necessary Add-on are taken care of by the institution through organizing of workshops/seminars/add-on courses/supplementary learning material(hard /soft copies) / online e-material etc.	25.56	55.56	19.48	0	0

For this analysis data collected from students through questionnaire. 10 questions were asked, five point likerts scale was used under each statement from Strongly Agree, Agree, Neutral, Disagree and strongly disagree. Data was analyzed with simple percentage.

32.22 per cent of the total respondents strongly agreed towards the statement that Syllabus has been well designed where 57.48 per cent agreed with it and 10 per cent gave mixed response towards the statement.

21.11per cent of the total respondents strongly agreed that benefits of syllabus have been conveyed to them where as 62.22 per cent agreed with it and 16.67 per cent gave mixed response towards the statement.



22.22 per cent of the total respondents strongly agreed that their understanding of the subject has increased due to the syllabus where as 61.11 per cent agreed with it and 14.44 per cent gave mixed response towards the statement. 2.23 per cent disagreed with the statement.

23.33 per cent of the total respondents strongly agreed that their interest level and enthusiasm for learning has gone up, where as 52.22 per cent agreed with it and 24.45 per cent gave mixed response towards the statement.

17.78 per cent of the total respondents strongly agreed that the curriculum provides scope for questioning, brainstorming discussion, team work etc where as 62.22 per cent agreed with it and 20 per cent gave mixed response towards the statement.

23.33 per cent of the total respondents strongly agreed that college library has necessary learning resources in the subject where as 54.44 per cent agreed with it and 22.23 per cent gave mixed response towards the statement.

21.11 per cent of the total respondents strongly agreed that activities like seminars, workshops and special lectures are organized to meet the objectives of the syllabus where as 56.67 per cent agreed with it and 20 per cent gave mixed response towards the statement. 2.22 per cent disagreed with the statement.

27.78 per cent of the total respondents strongly agreed that the syllabus provides employability skills where as 37.78 per cent agreed with it and 34.44 per cent gave mixed response towards the statement.

21.11 per cent of the total respondents strongly agreed that the syllabus provides scope to understand social issues such as gender, human rights, and environmental, ecological and human right issues where as 57.78 per cent agreed with it and 21.11 per cent gave mixed response towards the statement.

25.56 per cent of the total respondents strongly agreed that the possible gaps in the syllabus or necessary Add-on are taken care of by the institution through organizing of workshops/seminars/add-on courses/supplementary learning material(hard /soft copies) / online e-material etc where as 55.56 per cent agreed with it and 19.48 per cent gave mixed response towards the statement.

Overall it is concluded that majority of the students are satisfied with the curriculum. Some are less satisfied with understanding of the subject, organization of workshops, seminars, employability skills.

**Certain suggestions made by them are :** 1) Make whats app group for study materials.

2) Send videos on the related subjects.



II. B.**STUDENT'S FEEDBACK ON CURRICULUM**

PROGRAMME: B. Com.

ACADEMIC YEAR: 2019-20

N=40

Sr.No.	Statements	SA	A	N	DA	SDA
1	Syllabus has been well designed	35	55	10	0	0
2	Benefits of Syllabus have been conveyed to me	20	67.5	12.5	0	0
3	My understanding of the subject has increased due to the syllabus.	27.5	55	15	2.5	0
4	My interest level and enthusiasm for learning has gone up.	30	52.5	17.5	00	0
5	The curriculum provides scope for questioning, brainstorming discussion, team work etc.	20	57.5	22.5	0	0
6	College library has necessary learning resources in the subject.	27.5	57.5	15	0	0
7	Activities like seminars, workshops and special lectures are organized to meet the objectives of the syllabus	22.5	55	20	2.5	0
8	The syllabus provides employability skills.	20	37.5	40	2.5	0
9	The syllabus provides scope to understand social issues such as gender, human rights, and environmental, ecological and human right issues.	20	52.5	27.5	0	0
10	The possible gaps in the syllabus or necessary Add-on are taken care of by the institution through organizing of workshops/seminars/add-on courses/supplementary learning material(hard /soft copies) / online e-material etc.	22.5	52.5	25	0	0

For this analysis data collected from students through questionnaire. 10 questions were asked, five point likerts scale was used under each statement from Strongly Agree, Agree, Neutral, Disagree and strongly disagree. Data analyzed with simple percentages.

35 per cent of the total respondents strongly agreed towards the statement that Syllabus has been well designed where 55 per cent agreed with it and 10 per cent gave mixed response towards the statement.





# Dnyan Prabodhini Mandal's SHREE MALLIKARJUN

&  
Shri. Chetan Manju Desai College

Delem, Canacona-Goa 403702



India Today Ranking  
115 (Arts) 150 (Commerce)

1993  
E-mail: shreemallikarjuncollege@gmail.com

Website: shreemallikarjuncollege.ac.in

20 per cent of the total respondents strongly agreed that benefits of syllabus have been conveyed to them where as 67.5 per cent agreed with it and 12.5 per cent gave mixed response towards the statement.

27.5 per cent of the total respondents strongly agreed that their understanding of the subject has increased due to the syllabus where as 55 per cent agreed with it and 15 per cent gave mixed response towards the statement. 2.5 per cent disagreed with the statement.

30 per cent of the total respondents strongly agreed that their interest level and enthusiasm for learning has gone up where as 52.5 per cent agreed with it and 17.5 per cent gave mixed response towards the statement.

20 per cent of the total respondents strongly agreed that the curriculum provides scope for questioning, brainstorming discussion, team work etc where as 57.5 per cent agreed with it and 22.5 per cent gave mixed response towards the statement.

27.5 per cent of the total respondents strongly agreed that college library has necessary learning resources in the subject where as 57.5 per cent agreed with it and 15 per cent gave mixed response towards the statement.

22.5 per cent of the total respondents strongly agreed that activities like seminars, workshops and special lectures are organized to meet the objectives of the syllabus where as 55 per cent agreed with it and 20 per cent gave mixed response towards the statement. 2.5 per cent disagreed with the statement.

20 per cent of the total respondents strongly agreed that the syllabus provides employability skills where as 37.5 per cent agreed with it and 40 per cent gave mixed response towards the statement. 2.5 per cent disagreed with the statement.

20 per cent of the total respondents strongly agreed that the syllabus provides scope to understand social issues such as gender, human rights, and environmental, ecological and human right issues where as 52.5 per cent agreed with it and 27.5 per cent gave mixed response towards the statement.

22.5 per cent of the total respondents strongly agreed that the possible gaps in the syllabus or necessary Add-on are taken care of by the institution through organizing of workshops/seminars/add-on courses/supplementary learning material(hard /soft copies) / online e-material etc where as 52.5 per cent agreed with it and 25 per cent gave mixed response towards the statement.





# Dnyan Prabodhini Mandal's SHREE MALLIKARJUN

&  
Shri. Chetan Manju Desai College

Delem, Canacona-Goa 403702



India Today Ranking  
115 (Arts) 150 (Commerce)

1993  
E-mail: shreemallikarjuncollege@gmail.com

Website: shreemallikarjuncollege.ac.in

## STUDENT'S FEEDBACK ON CURRICULUM

II. C.

PROGRAMME: Bsc.

ACADEMIC YEAR: 2019-20

N=40

Sr.No.	Statements	SA	A	N	DA	SDA
1	Syllabus has been well designed	27.5	55	17.5	0	0
2	Benefits of Syllabus have been conveyed to me	15	70	15	0	0
3	My understanding of the subject has increased due to the syllabus.	27.5	52.5	20	0	0
4	My interest level and enthusiasm for learning has gone up.	35	42.5	20	2.5	0
5	The curriculum provides scope for questioning, brainstorming discussion, team work etc.	20	60	20	0	0
6	College library has necessary learning resources in the subject.	20	55	25	0	0
7	Activities like seminars, workshops and special lectures are organized to meet the objectives of the syllabus	20	52.5	27.5	0	0
8	The syllabus provides employability skills.	15	25	57.5	2.5	0
9	The syllabus provides scope to understand social issues such as gender, human rights, and environmental, ecological and human right issues.	20	50	30	0	0
10	The possible gaps in the syllabus or necessary Add-on are taken care of by the institution through organizing of workshops/seminars/add-on courses/supplementary learning material(hard /soft copies) / online e-material etc.	28.00	50	22	0	0

For this analysis data collected from students through questionnaire. 10 questions were asked, five point likerts scale was used under each statement from Strongly Agree, Agree, Neutral, Disagree and strongly disagree. Data analyzed with simple percentages.

27.5 per cent of the total respondents strongly agreed that Syllabus has been well designed where as 55 per cent agreed with it and 17.5 per cent gave mixed response towards the statement.





# Dnyan Prabodhini Mandal's SHREE MALLIKARJUN

&  
Shri. Chetan Manju Desai College

Delem, Canacona-Goa 403702



India Today Ranking  
115 (Arts) 150 (Commerce)

1993  
E-mail: shreemallikarjuncollege@gmail.com

Website: shreemallikarjuncollege.ac.in

15 per cent of the total respondents strongly agreed that benefits of syllabus have been conveyed to them where as 70 per cent agreed with it and 15 per cent gave mixed response towards the statement.

27.5 per cent of the total respondents strongly agreed that their understanding of the subject has increased due to the syllabus where as 52.5 per cent agreed with it and 20 per cent gave mixed response towards the statement.

35 per cent of the total respondents strongly agreed that their understanding interest level and enthusiasm for learning has gone up where as 42.5 per cent agreed with it and 20 per cent gave mixed response towards the statement. Only 2.5 per cent disagreed with it.

20 per cent of the total respondents strongly agreed that the curriculum provides scope for questioning, brainstorming discussion, team work etc. where as 60 per cent agreed with it and 20 per cent gave mixed response towards the statement.

20 per cent of the total respondents strongly agreed that college library has necessary learning resources in the subject where as 55 per cent agreed with it and 25 per cent gave mixed response towards the statement.

20 per cent of the total respondents strongly agreed that activities like seminars , workshops and special lectures are organized to meet the objectives of the syllabus where as 52.5 per cent agreed with it and 27.5 per cent gave mixed response towards the statement.

15 per cent of the total respondents strongly agreed that the syllabus provides employability skills where as 25 per cent agreed with it and 57.5 per cent gave mixed response towards the statement. 2.5 per cent disagreed with the statement.

20 per cent of the total respondents strongly agreed that the syllabus provides scope to understand social issues such as gender, human rights, and environmental, ecological and human right issues where as 50 per cent agreed with it and 30 per cent gave mixed response towards the statement

28 per cent of the total respondents strongly agreed that the possible gaps in the syllabus or necessary Add-on are taken care of by the institution through organizing of workshops/seminars/add-on courses/supplementary learning material(hard /soft copies) / online e-material etc where as 50 per cent agreed with it and 22 per cent gave mixed response towards the statement.





# Dnyan Prabodhini Mandal's SHREE MALLIKARJUN

&  
Shri. Chetan Manju Desai College

Delem, Canacona-Goa 403702



India Today Ranking  
115 (Arts) 150 (Commerce)

1993  
E-mail: shreemallikarjuncollege@gmail.com

Website: shreemallikarjuncollege.ac.in

## Alumni Feedback on Curriculum

Academic year: 2019- 2020

N=30

Sr. No.	Particulars	SA %	A %	N %	DA %	SDA %
1.	Course content was interesting	73.33	6.67	0	0	0
2.	Course Curriculum intellectually stimulates you.	66.67	33.33	0	0	0
3.	Curriculum fulfilling your expectations.	70	26.66	3.34	0	0
4.	Programme helped in developing my personality	70	23.33	6.67	0	0
5.	Courses meet contemporary requirements.	36.66	56.66	6.68	0	0
6.	Reading material on curriculum is easily available.	60	30	10	0	0
7.	Syllabus enhances employability	60	40	0	0	0

Feedback on curriculum was collected from alumni and 7 questions were asked under the 5 point likert scale i.e. strongly Agree, Agree, Mixed Response, Disagree, Strongly Disagree. For analyzing the data simple percentages were used. In analysis it is found that :

72.73 per cent of the total respondents strongly agreed that the Course content was interesting where as 27.27 per cent agreed with the statement.

65.45per cent strongly agreed that the Course Curriculum intellectually stimulates you and 30.36per cent agreed with the statement that the Course Curriculum intellectually stimulates you where as 4.20 respondents gave mixed response towards the statement.

71.25 per cent of the respondents strongly agreed that the Programme helped in developing my personality where as 25.05 per cent agreed with the statement that Programme helped in developing my personality where as 3.70 per cent gave the mixed response towards the statement.

70.37 percent of the total respondents strongly agreed that the Curriculum fulfilling their expectations and 25.93 per cent agreed that the Curriculum fulfilling their expectations where as 3.70 per cent gave a mixed response.

35.05 per cent strongly agreed with the statement that Courses meet contemporary requirements and 55.50 per cent agreed that Courses meet contemporary requirements. 9.45 per cent gave a mixed response.





1993

E-mail: shreemallikarjuncollege@gmail.com

Dnyan Prabodhini Mandal's  
**SHREE MALLIKARJUN**

&  
Shri. Chetan Manju Desai College

Delem, Canacona-Goa 403702



India Today Ranking  
115 (Arts) 150 (Commerce)

Website: shreemallikarjuncollege.ac.in

62.15 per cent strongly agreed that reading material on curriculum is easily available where as 29.04 per cent agreed with the statement and 8.81 per cent gave a mixed response towards the statement.

60.67 per cent strongly agreed with the statement that Syllabus enhances employability and 39.33 per cent agreed that the syllabus enhances employability.

**Overall it is concluded that the respondents are highly satisfied with the curriculum.  
Suggested to register Alumni Association and to involve alumni in the College activities.**





# Dnyan Prabodhini Mandal's SHREE MALLIKARJUN

&  
Shri. Chetan Manju Desai College

Delem, Canacona-Goa 403702



India Today Ranking  
115 (Arts) 150 (Commerce)

1993  
E-mail: shreemallikarjuncollege@gmail.com

Website: shreemallikarjuncollege.ac.in

IV . A .

## PAERENT'S FEEDBACK ON CURRICULUM

PROGRAMME: B.A.

ACADEMIC YEAR: 2019-20

N= 50

Sr. No.	Particulars	Poor %	Average %	Good %	Very Good %	Excellent
1.	Holistic development of students is ensured by participation of students in various sports, cultural and co-curricular activities organized throughout the year.	0	0	60	34	6
2.	Students are sensitized towards cross cutting issues like gender equality, environment and sustainability, ethics and values etc. Through relevant courses in the curriculum as well as through community service / projects with NGOs, participation in various awareness campaigns and blood donation drives, exhibitions on socially relevant issues etc.	0	0	40	40	20
3.	The academic flexibility embedded in the curriculum provides opportunities to students to pursue their interest by choosing from a vast number of pathways / electives from own area/specialization as well as from other areas.	0	0	47	33	20
4.	Courses in the curriculum promote Entrepreneurship and students are encouraged and supported to initiate start ups by Start up school mentorship.	0	0	60	26	14
5.	The curriculum has been designed to make students industry ready by imparting analytical and reasoning, language and soft skills in addition to technical competencies, as desired by the industry	0	8	46	40	6

Feedback was collected from parents on curriculum and 5 questions were asked. The data was collected through a well defined questionnaire under Likerts 5 point scale i.e. Poor, Average, Good, Very Good and Excellent. The simple percentage was used to analyze the data.

In case of the first statement Holistic development of students is ensured by participation of students in various sports, cultural and co-curricular activities organized throughout the year ,6 %





# Dnyan Prabodhini Mandal's SHREE MALLIKARJUN

&  
Shri. Chetan Manju Desai College

Delem, Canacona-Goa 403702



India Today Ranking  
115 (Arts) 150 (Commerce)

1993  
E-mail: shreemallikarjuncollege@gmail.com

Website: shreemallikarjuncollege.ac.in

of the total respondents marked excellent where as 34 % marked very good and 60 % marked good.

Out of the total respondents 20% marked excellent for the statement Students are sensitized towards cross cutting issues like gender equality, environment and sustainability, ethics and values etc. Through relevant courses in the curriculum as well as through community service / projects with NGOs, participation in various awareness campaigns and blood donation drives, exhibitions on socially relevant issues etc. Where as 40% marked very good and remaining 40% marked Good for the statement.

20% of the total respondents marked excellent for the statement the academic flexibility embedded in the curriculum provides opportunities to students to pursue their interest by choosing from a vast number of pathways / electives from own area/specialization as well as from other areas. 33% marked very good and 47 % marked for Good .

14 per cent of the total respondents marked excellent for the statement Courses in the curriculum promote Entrepreneurship and students are encouraged and supported to initiate start ups by Start up school mentorship where as 26 per cent marked for very good and 60 per cent marked Good for the same.

6 per cent of the total respondents marked excellent for the statement The curriculum has been designed to make students industry ready by imparting analytical and reasoning, language and soft skills in addition to technical competencies, as desired by the industry and 40 per cent marked for very good, 46% marked for Good and 8 % marked Average for the statement.





# Dnyan Prabodhini Mandal's SHREE MALLIKARJUN

&  
Shri. Chetan Manju Desai College

Delem, Canacona-Goa 403702



India Today Ranking  
115 (Arts) 150 (Commerce)

1993  
E-mail: shreemallikarjuncollege@gmail.com

Website: shreemallikarjuncollege.ac.in

IV . B .

## PAERENT'S FEEDBACK ON CURRICULUM

PROGRAMME: B.Com.

ACADEMIC YEAR: 2019-20

N=30

Sr. No.	Particulars	Poor %	Average %	Good %	Very Good %	Excellent
1.	Holistic development of students is ensured by participation of students in various sports, cultural and co-curricular activities organized throughout the year.	0	7	60	33	0
2.	Students are sensitized towards cross cutting issues like gender equality, environment and sustainability, ethics and values etc. Through relevant courses in the curriculum as well as through community service / projects with NGOs, participation in various awareness campaigns and blood donation drives, exhibitions on socially relevant issues etc.	0	12	14	60	14
3.	The academic flexibility embedded in the curriculum provides opportunities to students to pursue their interest by choosing from a vast number of pathways / electives from own area/specialization as well as from other areas.	0	0	40	46.66	13.34
4.	Courses in the curriculum promote Entrepreneurship and students are encouraged and supported to initiate start ups by Start up school mentorship.	0	0	33.33	46.67	20
5.	The curriculum has been designed to make students industry ready by imparting analytical and reasoning, language and soft skills in addition to technical competencies, as desired by the industry	0	0	33.33	40	26.67

Feedback was collected from parents on curriculum and 5 questions were asked. The data was collected through a well defined questionnaire under Likerts 5 point scale i.e. Poor, Average, Good, Very Good and Excellent. The simple percentage was used to analyze the data.

In case of the first statement Holistic development of students is ensured by participation of students in various sports, cultural and co-curricular activities organized throughout the year ,33% of the total respondents marked Very Good where as 60% marked Good and 7% marked Average.





Dnyan Prabodhini Mandal's  
**SHREE MALLIKARJUN**

&  
Shri. Chetan Manju Desai College

Delem, Canacona-Goa 403702



India Today Ranking  
115 (Arts) 150 (Commerce)

1993

E-mail: shreemallikarjuncollege@gmail.com

Website: shreemallikarjuncollege.ac.in

Out of the total respondents 14% marked Excellent for the statement that the Students are sensitized towards cross cutting issues like gender equality, environment and sustainability, ethics and values etc. Through relevant courses in the curriculum as well as through community service / projects with NGOs, participation in various awareness campaigns and blood donation drives, exhibitions on socially relevant issues etc. Where as 60% marked Very Good and remaining 14% marked Good for the statement. Remaining 12 per cent marked Average.

13.34% of the total respondents marked Excellent for the statement the academic flexibility embedded in the curriculum provides opportunities to students to pursue their interest by choosing from a vast number of pathways / electives from own area/specialization as well as from other areas. 46.67% marked Very Good and 40 % marked Good for the same.

20 per cent of the total respondents marked Excellent for the statement Courses in the curriculum promote Entrepreneurship and students are encouraged and supported to initiate start ups by Start up school mentorship where as 46.67 per cent marked for Very Good and 33.33 per cent marked Good for the same.

26.67 per cent of the total respondents marked excellent for the statement The curriculum has been designed to make students industry ready by imparting analytical and reasoning, language and soft skills in addition to technical competencies, as desired by the industry and 40 per cent marked for Very Good, 33.33 % marked Good for the statement.

**Overall it can be concluded that the parents of all three streams are satisfied towards the curriculum.**

**Suggestion: Demonstrate to students leadership.**





# Dnyan Prabodhini Mandal's SHREE MALLIKARJUN

&  
Shri. Chetan Manju Desai College

Delem, Canacona-Goa 403702



India Today Ranking  
115 (Arts) 150 (Commerce)

1993  
E-mail: shreemallikarjuncollege@gmail.com

Website: shreemallikarjuncollege.ac.in

14.c.

## PAERENT'S FEEDBACK ON CURRICULUM

PROGRAMME: Bsc.

ACADEMIC YEAR: 2019-20

N=30

Sr. No.	Particulars	Poor %	Average %	Good %	Very Good %	Excellent
1.	Holistic development of students is ensured by participation of students in various sports, cultural and co-curricular activities organized throughout the year.	0	0	90	10	0
2.	Students are sensitized towards cross cutting issues like gender equality, environment and sustainability, ethics and values etc. Through relevant courses in the curriculum as well as through community service / projects with NGOs, participation in various awareness campaigns and blood donation drives, exhibitions on socially relevant issues etc.	0	0	40	60	0
3.	The academic flexibility embedded in the curriculum provides opportunities to students to pursue their interest by choosing from a vast number of pathways / electives from own area/specialization as well as from other areas.	0	10	40	40	10
4.	Courses in the curriculum promote Entrepreneurship and students are encouraged and supported to initiate start ups by Start up school mentorship.	0	0	60	40	0
5.	The curriculum has been designed to make students industry ready by imparting analytical and reasoning, language and soft skills in addition to technical competencies, as desired by the industry	0	10	50	40	0

Feedback was collected from parents on curriculum and 5 questions were asked. The data was collected through a well defined questionnaire under Likerts 5 point scale i.e. Poor, Average, Good, Very Good and Excellent. The simple percentage was used to analyze the data.

In case of the first statement Holistic development of students is ensured by participation of students in various sports, cultural and co-curricular activities organized throughout the year ,10 per cent of the total respondents marked Very Good and 90 % marked Good.





# Dnyan Prabodhini Mandal's SHREE MALLIKARJUN

&  
Shri. Chetan Manju Desai College

Delem, Canacona-Goa 403702



India Today Ranking  
115 (Arts) 150 (Commerce)

1993  
E-mail: shreemallikarjuncollege@gmail.com

Website: shreemallikarjuncollege.ac.in

Out of the total respondents 60 per cent marked Very Good for the statement that the Students are sensitized towards cross cutting issues like gender equality, environment and sustainability, ethics and values etc. Through relevant courses in the curriculum as well as through community service / projects with NGOs, participation in various awareness campaigns and blood donation drives, exhibitions on socially relevant issues etc. Where as 40% marked Good for the statement.

10% of the total respondents marked Excellent for the statement the academic flexibility embedded in the curriculum provides opportunities to students to pursue their interest by choosing from a vast number of pathways / electives from own area/specialization as well as from other areas 40% marked Very Good and 40% marked for Good .Remaining 10 per cent marked Average for the same.


40 per cent of the total respondents marked Very Good for the statement that Courses in the curriculum promote Entrepreneurship and students are encouraged and supported to initiate start ups by Start up school mentorship where as 60 per cent marked for Good .


40 per cent of the total respondents marked Very Good for the statement that the curriculum has been designed to make students industry ready by imparting analytical and reasoning, language and soft skills in addition to technical competencies, as desired by the industry and 50 per cent marked for Good, 10 % marked Average for the statement.



Analysis of PARENT'S FEEDBACK DATA for the year 2019-2020					
	Total Score of:				
	Excellent	Very Good	Good	Average	Poor
<b>a=Aggregate of Total score</b>	902	2110	1610	230	30
<b>b=Total no of questions (14)*Total no. of respondents (352)</b>	4928	4928	4928	4928	4928
<b>% (a/b*100)</b>	<b>18</b>	<b>43</b>	<b>33</b>	<b>5</b>	<b>1</b>

Above table is a data from parent's feedback form for the academic year 2019-2020. In this feedback, total 352 parents have participated. Around 18% of parents found college as excellent and gave the response for the same, 43% gave the score of very good, 33% found it Good and 5% of parents found the college as avergae.

  
IQAC Coordinator  
(Dr. Sucheta Naik)

  
Principal  
(Prof. Manoj S. Kamat)





V.

## Faculty Feedback Analysis Report

Following is the formal structured report of faculty feedback for the academic year 2019-20. (Arts, Commerce and Science)

- As per the Feedback Analysis report, around 36 Teaching faculties received feedback from the students. Out of which 86 % of the teachers were “Outstanding” in their performance. Around 13.8 % scored “Good” in their teaching performance.
- The Feedback evaluation was calculated using points for each question. Teachers scoring 45-50 points were in the “Outstanding” scale, teachers scoring in the range of 40-45 points, were in the “Good” scale. Teachers scoring in the range of 35-40 points were in the “Satisfactory” scale. Teachers scoring less than 35 points were in the “Needs improvement scale”.





# Dnyan Prabodhini Mandal's SHREE MALLIKARJUN

&  
Shri. Chetan Manju Desai College

Delem, Canacona-Goa 403702



India Today Ranking  
115 (Arts) 150 (Commerce)

E-mail: shreemallikarjuncollege@gmail.com

Website: shreemallikarjuncollege.ac.in

VI.

## EMPLOYERS FEEDBACK : 2019 -20

N=8

Sr. No.	Particulars	SA %	A %	N %	DA %	SDA %
1.	Communication skills	50	50	0	0	0
2.	Ability to develop practical solutions to workplace problems	25	50	25	0	0
3.	Team work	37.5	37.5	25	0	0
4.	Creative in response to work place challenges	50	50	0	0	0
5.	Planning and organization skills	37.5	50	12.5	0	0
6.	Self-motivated and taking on appropriate level of responsibility	37.5	50	12.5	0	0
7.	Open to new ideas and learning new techniques	25	75	0	0	0
8.	Using technology at workplace	62.5	37.5	0	0	0
9.	Ability to contribute to the goal of the organization	50	37.5	12.5	0	0
10.	Good relationship with seniors/peers/sub ordinates.	62.5	37.5	0	0	0

Feedback was collected from the employers . 10 questions were asked under five point Likert Scale displaying strongly agree, agree, neutral, disagree, strongly disagree. For analyzing the data simple percentages were used..

50 per cent of the total respondents strongly agreed towards the statement that the students communication skills are improved where as 50 per cent agreed for the same.

25 per cent of the total respondents strongly agreed for the statement about the Ability to develop practical solutions to workplace problems where as 50 per cent agreed for the same and 25 per cent gave mixed response towards it.

37.5 per cent of the total respondents strongly agreed that the curriculum support the students to develop team work whereas another 37.5 percent agreed with it and remaining 25 per cent gave their mixed response towards the statement.

50 per cent of the total respondents strongly agreed with the statement that the students are Creative in response to work place challenges. Whereas 50 per cent agreed towards the statement.





# Dnyan Prabodhini Mandal's SHREE MALLIKARJUN

&  
Shri. Chetan Manju Desai College

Delem, Canacona-Goa 403702



India Today Ranking  
115 (Arts) 150 (Commerce)

1993

E-mail: shreemallikarjuncollege@gmail.com

Website: shreemallikarjuncollege.ac.in

37.5 per cent of the total respondents strongly agreed with the statement that students have developed Planning and organization skills where as 50 per cent agreed with it and 12.5 per cent gave mixed response towards it.

37.5 per cent strongly agreed with the statement that students are Self-motivated and taking on appropriate level of responsibility where as another 50 per cent agreed with the same statement and remaining 12.5 per cent gave their mixed response.

25 per cent of the respondents strongly agreed towards the statement that students are open to new ideas and learning new techniques. 75 per cent have agreed for the same.

62.5 percent of the total respondents strongly agreed towards the statement of using technology at workplace whereas 37.5 per cent agreed with the statement.

50 per cent of the total respondents strongly agreed with the statement about the ability to contribute to the goal of the organization whereas 37.5 per cent agreed with the statement. Remaining 12.5 per cent gave their mixed response towards the statement.

62.5 per cent of the total respondents strongly agreed with the statement that it helps to maintain Good relationship with seniors/peers/sub ordinates, where as 37.5 per cent agreed with the same.

**Overall it is concluded that the respondents are highly satisfied .**

**Suggested that there is a need to expose students more towards industry.**



Tel. No. 0832-2633422/433

Dnyan Prabodhini Mandal's

Fax No. 0832-2633433



# SHREE MALLIKARJUN COLLEGE OF ARTS & COMMERCE

DELEM - CANACONA, GOA 403702

Accredited by NAAC with Grade 'B' (CGPA Score 2.81 on a 4 Point Scale)

1993 E-mail ID: shreemallikarjuncollege@gmail.com

Website: shreemallikarjuncollege.in

## INTERNAL QUALITY ASSURANCE CELL

### Students Feedback on Library

Academic Year 2019-2020

S. N.	Heads	Excellent (%)	V.Good (%)	Good (%)	Fair (%)	Poor (%)
1	Lib. Atmosphere	30	10	20	40	0
2	Library seating arrangement	10	20	30	40	0
3	Arrangement books on shelves	0	40	50	10	0
4	Support provided by the Library staff in searching the books	10	10	50	30	0
5	Working Hours	10	10	30	50	0
6	Library Rules and Regulations	15	30	10	40	5
7	Library instructions	30	40	10	20	0
8	Availability of Books	50	10	40	0	0
9	Availability of Journals	70	10	10	10	0
10	Availability of Newspapers	75	10	0	15	0
11	Book reservation facility	80	20	0	0	0
12	Reference Services and general assistance	20	20	40	20	0
13	Availability of Internet facility	10	50	10	30	0
14	Availability of e-resources	10	10	40	20	20



### **Evaluation of Library Feedback for the year 2019-20**

Feedback on Library was collected from Students 475 and 14 questions were asked under 5-point system Excellent, Very Good, Good, Fair and Poor. For analysing data simple percentages were used.

1) **About Library Atmosphere-** 40% of the total respondents were of the opinion it is Fair, 30% were of the opinion it is Excellent, 20% expressed it is Good, 10% were of the opinion Very Good..

2) **Seating Arrangement:** 40% present expressed it is Fair, 30% followed by good, 20% were of the opinion V.Good, 10% of the respondents expressed it is Excellent.

3) **Arrangement of the Shelves:** 50% of the respondents said it is Good ,40% followed by Very Good, 10% followed by of them of the opinion it is Fair.

4) **Support provided by the Library staff in searching the books:**50% of the total respondents were of the opinion Good, while 30% expressed it is very Fair while 10% respondents are of the opinion excellent,10% responded as V.Good.

5) **About working Hours :** 50% were of the opinion it is Fair, 30% were Good, 10% of the opinion Excellent, 10% were of the opinion it is V.Good.

6) **Library Rules and Regulations:** 40% said it is Fair, 30% Very Good, 15% expressed they are excellent, 10% said it is Good,5% expressed as Poor.

7) **About Library Instructions:**40% respondents expressed it is Very Good, 30% were of the opinion excellent and 20% were of the opinion Fair, 10% were of Good in opinion.

8) **Availability of Books:** 50% expressed it is Excellent, 40%expressed it is Good, 10% followed by Very Goods.

9) **Availability of Journals:**70% respondents expressed Journals availability is Excellent,10% where as expressed it is Very Good followed by 10% of them opined it is Good,10% were Fair in opinion..

10) **Availability of News Paper:** 75% were of the opinion it is Excellent, 15% followed by are of the opinion it is Fair,10% were in Very Good opinion.

11) **Book Reservation Facility:** 80% were of the it is Excellent, 20% of them were Very Good.

12) **Reference Services & Journal assistance:** 40% respondents expressed it is Good, 20% were of the opinion excellent and 20% were of the opinion Very Good, 20% were of Fair in opinion.

13) **Availability of Internet facility:** 50% said it is Very Good, 30% Fair, 10% expressed they are excellent, 10% said it is Good,.

14) **Availability of e-resources:** 40% present expressed it is Good, 20% followed by Fair, 20% were of the opinion poor, and 10% of the respondents expressed it is Excellent, 10% said it is very Good.

**DPM's Shri Mallikarjun College of Arts and Commerce**

**Canacona**

**Action Taken Report 2019-20**

**Feedback Process**

Feedback was collected from Students. For Students 14 statements were made under 5 point scale i.e. Excellent (5), Very Good (4), Good (3), Fair (2) and Poor (1). Data was collected manually and Data analysis is done using percentages.

Important Suggestions were noted and discussed with the concerned authorities for appropriate action vide IQAC meeting dated on 3/05/2019 Agenda item No 4

**Action Taken**

Suggestions	Action Taken
Compilation of Study material	<b>Markred to Librarian</b> Study material with Course objective, Question Bank and E-Resource links compiled classwise

Presented Before AQAC on:

  
Librarian

  
Principal



VIII

## **Exit Feedback Analysis report.**

### **Arts (2019-20)**

Following is the formal structured report of alumni feedback for the academic year 2019-20.

- ❖ The alumni feedback report reveals that the majority (49.6%) of the alumni are happy and proud to be a part of this institution.
- ❖ Nearly (49.6%) agreed they would recommend their friends and relatives to enrol in this institution.
- ❖ Majority of them feel that the college does its best to provide learner centric quality higher education which is (61.0%) which was (58.5%) for the academic year 2018-19.
- ❖ The alumni appreciated the growth in facilities and infrastructural in and overall progress of the college over the last three years.

## **Exit Feedback Analysis report**


### **Commerce (2019-20)**

Following is the formal structured report of alumni feedback for the academic year 2019-20.

- ❖ The alumni feedback report reveals that the majority (46%) of the alumni are happy and proud to be a part of this institution.
- ❖ Nearly (50%) agreed they would recommend their friends and relatives to enrol in this institution.
- ❖ Majority of them feel that the college does its best to provide learner centric quality higher education which is (56%) which was (44.7%) for the academic year 2018-19.
- ❖ The alumni appreciated the growth in facilities and infrastructural in and overall progress of the college over the last three years.

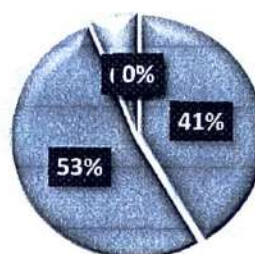


I was timely and adequately informed about the course requirements, rules and expectations from me by the College through the Prospectus, Instructions in the class, Notices etc. from time to time.




Strongly Agree  
Agree  
Neutral  
Disagree  
Strongly disagree

2. College provided me a stimulating academic and learning experience in last 3 years.



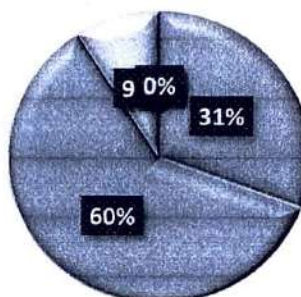
Strongly Agree  
Agree  
Neutral  
Disagree  
Strongly disagree

3. The College provided me enough opportunities to encourage and promote my talents in cultural, sports and curricular activities.



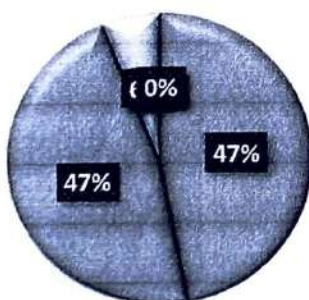
Strongly Agree  
Agree  
Neutral  
Disagree  
Strongly Disagree

4. I find the College teachers well informed, dedicated, punctual and willing to help students without any discrimination.



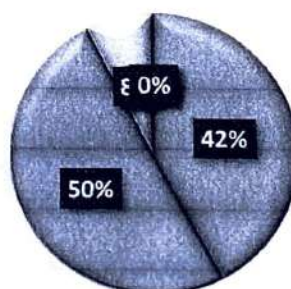
Strongly Agree  
Agree  
Neutral  
Disagree  
Strongly Disagree

5. The College Office staff, Library staff and the Gymkhana staff were accommodative, willing to help and provide cooperation when asked for.



Strongly Agree  
Agree  
Neutral  
Disagree  
Strongly Disagree

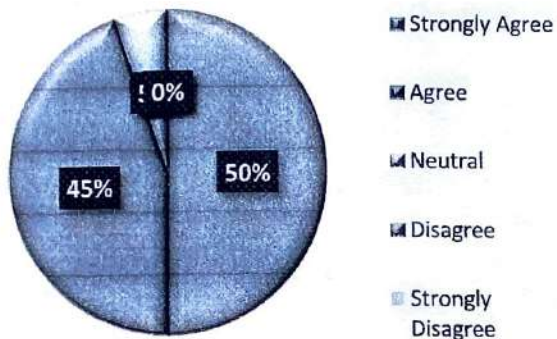
6. I am happy about the growth in facilities and infrastructural in and overall progress of the College over last three years.




Strongly Agree  
Agree  
Neutral  
Disagree  
Strongly Disagree



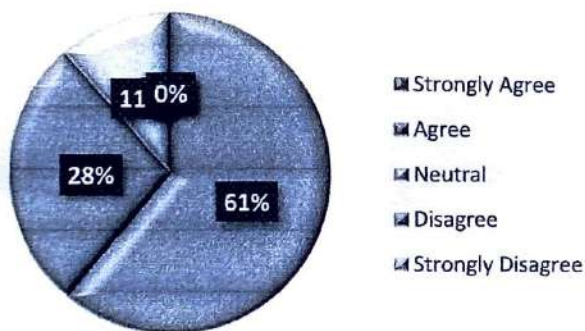
7. Overall, I am happy and proud to be associated with this College and believe that College has helped me in improving my overall personality, attitude and character.



8. I am willing to recommend my friends/ juniors / neighbors to join this College for their education.



9. I feel that this College does its Best to provide learner-centric quality higher education.



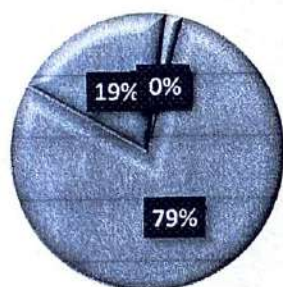
## **Feedback Analysis report.**

Following is the formal structured report of alumni feedback for the academic year 2019-20. (Commerce)

- ❖ The alumni feedback report reveals that the majority (46%) of the alumni are happy and proud to be a part of this institution.
- ❖ Nearly (50%) agreed they would recommend their friends and relatives to enrol in this institution.
- ❖ Majority of them feel that the college does its best to provide learner centric quality higher education which is (56%) which was (44.7%) for the academic year 2018-19.
- ❖ The alumni appreciated the growth in facilities and infrastructural in and overall progress of the college over the last three years.

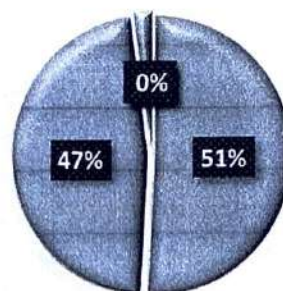


I was timely and adequately informed about the course requirements, rules and expectations from me by the College through the Prospectus, Instructions in the class, Notices etc. from time to time.



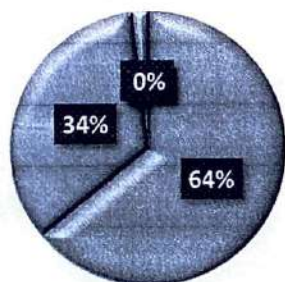
Strongly Agree  
Agree  
Neutral  
Disagree  
Strongly disagree

2. College provided me a stimulating academic and learning experience in last 3 years.



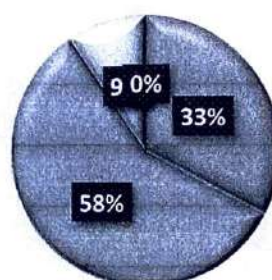
Strongly Agree  
Agree  
Neutral  
Disagree  
Strongly disagree

3. The College provided me enough opportunities to encourage and promote my talents in cultural, sports and curricular activities.



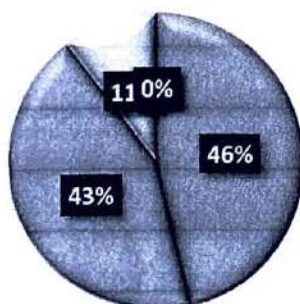
Strongly Agree  
Agree  
Neutral  
Disagree  
Strongly Disagree

4. I find the College teachers well informed, dedicated, punctual and willing to help students without any discrimination.



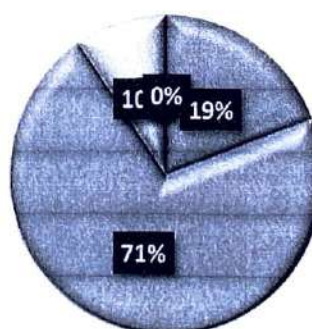
Strongly Agree  
Agree  
Neutral  
Disagree  
Strongly Disagree

5. The College Office staff, Library staff and the Gymkhana staff were accommodative, willing to help and provide cooperation when asked for.




Strongly Agree  
Agree  
Neutral  
Disagree  
Strongly Disagree

6. I am happy about the growth in facilities and infrastructural in and overall progress of the College over last three years.



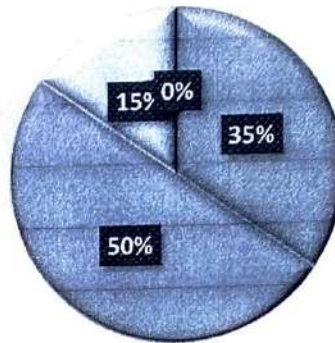
Strongly Agree  
Agree  
Neutral  
Disagree  
Strongly Disagree

Overall, I am happy and proud to be associated with this College and believe that College has helped me in improving my overall personality, attitude and character.



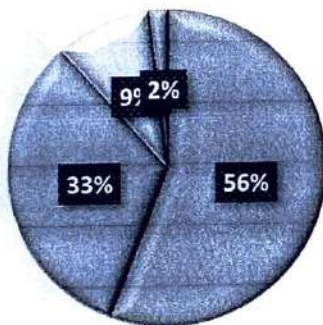
Strongly Agree  
Agree  
Neutral  
Disagree  
Strongly Disagree

8. I am willing to recommend my friends/ juniors / neighbors to join this College for their education.



Strongly Agree  
Agree  
Neutral  
Disagree

9. I feel that this College does its Best to provide learner-centric quality higher education.



Strongly Agree  
Agree  
Neutral  
Disagree  
Strongly Disagree



**DPM's Shree Mallikarjun College**  
Canacona-Goa

**Student Exit Feedback 2019-20**

Sr. No.	Particulars	Strongly Agree		Agree		Neutral		Disagree		Strongly Disagree		TOTAL
		No. of Students	%	No. of Students	%	No. of Students	%	No. of Students	%	No. of Students	%	
1.	I was timely and adequately informed about the course requirements, rules and expectations from me by the College through the Prospectus, Instructions in the class, Notices etc. from time to time.	41	78.8	10	19.2	01	1.9	-	-	-	-	52
2.	College provided me a stimulating academic and learning experience in last 3 years.	29	45.6	22	42.3	01	1.9	-	-	-	-	
3.	The College provided me enough opportunities to encourage and promote my talents in cultural, sports and curricular activities	34	65.3	18	34.6	01	1.9	-	-	-	-	
4.	I find the College teachers well informed, dedicated, punctual and willing to help students without any discrimination.	17	32.6	30	57.6	05	9.6	-	-	-	-	
5.	The College Office staff, Library staff and the Gymkhana staff were accommodative, willing to help and provide cooperation when asked for.	22	42.3	25	39.7	05	9.6	-	-	-	-	
6.	I am happy about the growth in facilities and infrastructural in and overall progress of the College over last three years	10	19.2	37	71.1	05	9.6	-	-	-	-	
7.	Overall, I am happy and proud to be associated with this College and believe that College has helped me in improving my overall personality, attitude and character.	24	46.1	22	42.3	05	9.6	01	1.9	-	-	
8.	I am willing to recommend my friends/ juniors / neighbours to join this College for their education.	18	34.6	26	50	08	15.3	-	-	-	-	
9.	I feel that this College does its Best to provide learner-centric quality higher education.	29	55.7	17	32.6	05	9.6	01	1.9	-	-	
10.	Suggestions for improvement											

**DPM's Shree Mallikarjun College**  
Canacona-Goa

**Student Exit Feedback 2019-20(Arts)**

Sr. No.	Particulars	Strongly Agree		Agree		Neutral		Disagree		Strongly Disagree		TOTAL
		No. of Students	%	No. of Students	%	No. of Students	%	No. of Students	%	No. of Students	%	
1.	I was timely and adequately informed about the course requirements, rules and expectations from me by the College through the Prospectus, Instructions in the class, Notices etc. from time to time.	103	78.6	21	16	07	5.3	-	-	-	-	131
2.	College provided me a stimulating academic and learning experience in last 3 years.	54	41.2	69	52.6	08	6.1	-	-	-	-	
3.	The College provided me enough opportunities to encourage and promote my talents in cultural, sports and curricular activities	65	49.6	58	44.2	08	6.1	-	-	-	-	
4.	I find the College teachers well informed, dedicated, punctual and willing to help students without any discrimination.	40	30.5	79	60.3	12	9.1	-	-	-	-	
5.	The College Office staff, Library staff and the Gymkhana staff were accommodative, willing to help and provide cooperation when asked for.	61	46.5	61	46.5	08	6.1	01	0.7	-	-	
6.	I am happy about the growth in facilities and infrastructural in and overall progress of the College over last three years	55	41.9	66	50.3	10	7.6	-	-	-	-	
7.	Overall, I am happy and proud to be associated with this College and believe that College has helped me in improving my overall personality, attitude and character.	65	49.6	58	44.2	07	5.3	-	-	-	-	
8.	I am willing to recommend my friends/ juniors / neighbours to join this College for their education.	49	37.4	65	49.6	17	12.9	-	-	-	-	
9.	I feel that this College does its Best to provide learner-centric quality higher education.	64	48.8	52	39.6	15	11.4	-	-	-	-	
10.	Suggestions for improvement											





# Dnyan Prabodhini Mandal's SHREE MALLIKARJUN

&  
Shri. Chetan Manju Desai College

Delem, Canacona-Goa 403702



India Today Ranking  
115 (Arts) 150 (Commerce)

1993  
E-mail: shreemallikarjuncollege@gmail.com

Website: shreemallikarjuncollege.ac.in

**Date: 18/04/2020**

V.H.H. J.K.

## Action Taken Report 2019-20

### Feedback Process:

Feedback was collected from different stakeholders for which data was collected from **Students, Teachers, Employers, Alumni and Parents**. For students and employers 10 statements were made, for alumni 7 statements and for teachers & parents five statements were made under 5 point Scale i.e. Strongly Agree, Agree, Neutral (Mixed Response), Disagreed, Strongly Disagreed. Data was collected manually and for analysing the data, percentages were used.

Important suggestions were noted and discussed with the concerned Authorities/Faculties for appropriate action, vide IQAC meeting dated on 18/04/2020 Agenda item no 4.

### Action Taken Report 2019-2020

Suggestions	Action Taken
<b>1. STUDENTS</b>	
Make whatsapp groups for study materials. Send Videos on the related subjects.	Instructed all teachers to create Google classrooms and whats app groups for each subject for posting /sharing study materials, conducting exams. Instructed all teachers to prepare Videos and upload in Google Classroom. <b>Marked to H.O.D's of all departments.</b>
<b>2. TEACHERS</b>	
Dissemination of Science Project Topics in the form of Journal.	Instructed science teachers to publish separate science journal. <b>Marked to HOD of Science Department.</b>
Create sources for higher studies and Ph.D.	Instructed to create cluster for research with other institutions in Goa. <b>Marked to Ph.D. guides from Geography, Commerce, Hindi &amp; Sociology Department.</b>
Conduct FDP on ICT tools .	Instructed to conduct FDP on how to prepare Videos, conducting online exams, posting study materials. <b>Marked to Coordinator of FDP.</b>



# Dnyan Prabodhini Mandal's SHREE MALLIKARJUN

&  
Shri. Chetan Manju Desai College

Delem, Canacona-Goa 403702



India Today Ranking  
115 (Arts) 150 (Commerce)

E-mail: shreemallikarjuncollege@gmail.com


Website: shreemallikarjuncollege.ac.in

<b>3.ALUMNI</b>	
Register for Alumni Association. Activities held in the college are not known.	Instructed to Coordinator of Alumni Association to register Alumni Association and to form Whats app account of Alumni. <b>Marked to Co-ordinator of Alumni Association</b>
<b>4.EMPLOYER/INDUSTRY</b>	
Students need to be exposed more towards industry.	Instructed all teachers to call Resource persons from industries as guest speakers . <b>Marked to all HOD's of different departments from Arts, Commerce and Science</b>
<b>5. PARENTS</b>	
Demonstrate to students leadership .	Decided to felicitate Social leaders amongst society and scheduled to make it as Annual Event. <b>Marked to History &amp; Marathi Department.</b>

Prepared by:- Mrs. Kshama Desai

NAAC Crieteria I Co-ordinator.

  
Dr. Rupa Chari  
IQAC Co-ordinator

  
Prof. (Dr.) Manoj S. Kamat  
Principal

Date: